

DESCRIPTION

- Metal construction with chrome plated finish
- Flexible supply lines with 3/8" compression fittings

OPERATION

- Lever style handle
- Temperature controlled by 100° arc of handle travel


FLOW

- Water usage is limited to these maximum flow rates as indicated by the corresponding product markings
 - °1.2 gpm max (4.5L/min) at 60 psi
 - °1.5 gpm max (5.7L/min) at 60 psi

CARTRIDGE

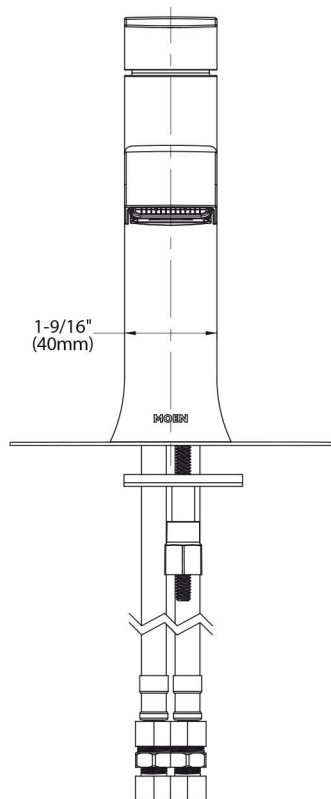
- 1255™ Duralast™ cartridge
- Nonmetallic/nonferrous and stainless steel material

STANDARDS

- Third party certified to WaterSense,® ASME A112.18.1/CSA B125.1, and all applicable requirements referenced therein
- Certified to NSF 61/9 & 372
- Products marked with 1.2 gpm are compliant with California water efficiency regulations
- Complies with California Proposition 65 and with the Federal Safe Drinking Water Act
- **ADA**  for lever handle

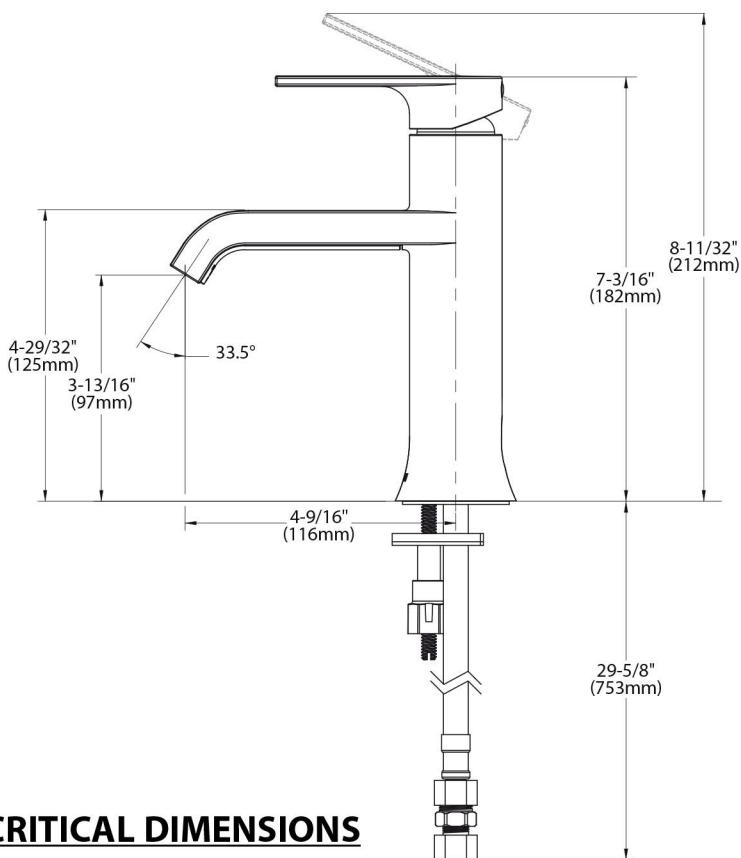
WARRANTY

- Lifetime limited warranty against leaks, drips and finish defects to the original consumer purchaser
- 5 year warranty if used in commercial installations

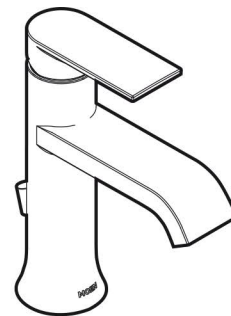


CRITICAL DIMENSIONS

(DO NOT SCALE)



Specifications



RIHN™
One-Handle Lavatory Faucet
Model: 6760

NOTE: This faucet is designed to be installed thru 1 or 3 - 1" dia. holes, 2" on center

