

**There is more than 1 version of this model.  
Page down to identify the version you have.**

### FAUCET DESCRIPTION

- Reflex™ pulldown system offers smooth operation, easy movement and secure docking
- Power Clean™ spray technology
- Metal construction with various finishes identified by suffix
- Duralock™ connect installation
- Pulldown spray with 68" braided hose
- Flexible supply lines with 3/8" compression fittings
- High arc spout provides height and reach to fill or clean large pots while pulldown wand provides the maneuverability for cleaning or rinsing
- 360° rotating spout provides ability to install handle on either side
- Faucet designed for handle to be mounted on right side

### OPERATION

- Lever style handle
- Temperature controlled by 100° arc of handle travel
- Operates with less than 5 lbs. of force
- Operates in stream or spray mode in the pullout or retracted position

### FLOW

- Flow is limited to 1.5 gpm (5.7 L/min) max at 60 psi

### CARTRIDGE

- 1255™ Duralast™ cartridge

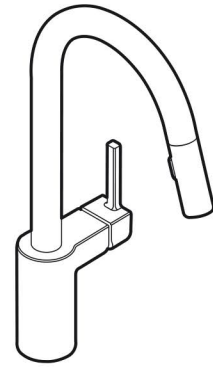
### STANDARDS

- Third party certified to IAPMO Green, ASME A112.18.1/CSA B125.1 and all applicable requirements therein including NSF 61/9G & 372
- Meets CalGreen and Georgia SB370 requirements
- Complies with California Proposition 65 and with the Federal Safe Drinking Water Act
- The backflow protection system in the device consists of two independently operating check valves, a primary and a secondary which prevent backflow

- **ADA** for lever handle

### WARRANTY

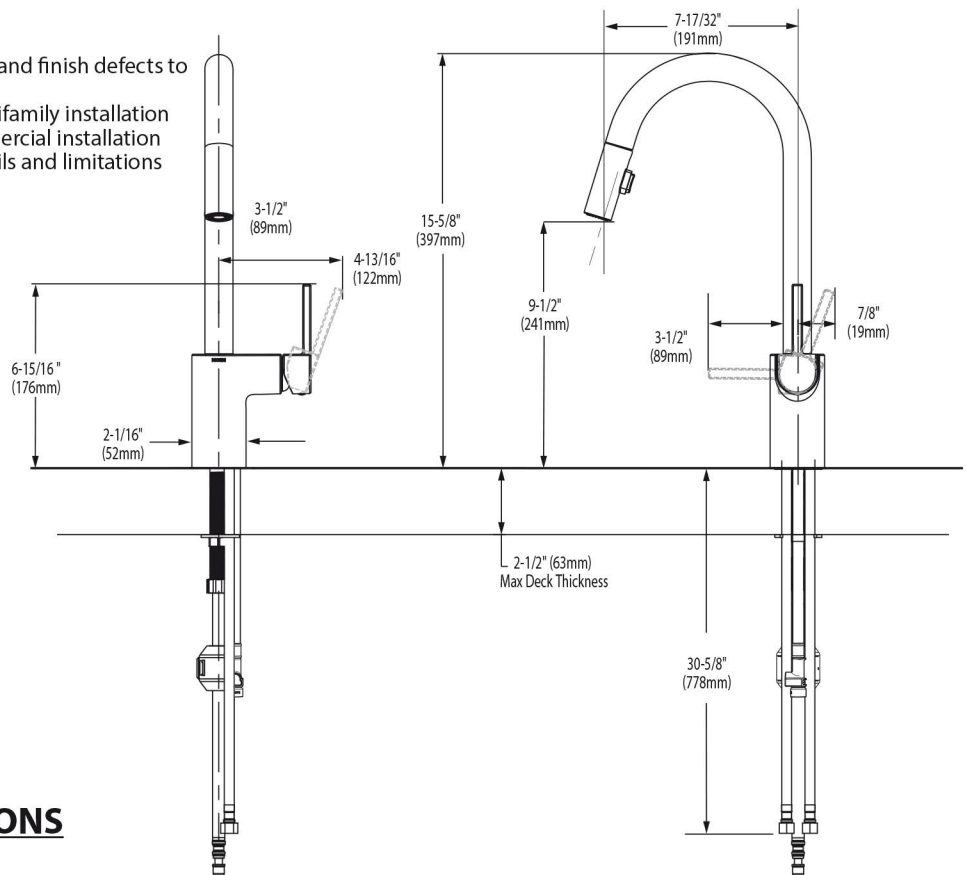
- Lifetime limited warranty against leaks, drips and finish defects to the original homeowner
  - 10 year limited warranty when used in a multifamily installation
  - 5 year limited warranty when used in a commercial installation
- Visit [www.moen.com/support](http://www.moen.com/support) for complete details and limitations



**ALIGN™**  
**Single Handle High Arc  
Pulldown Kitchen Faucet**

**Models:** 7565 series

**NOTE:** THIS FAUCET IS DESIGNED TO BE INSTALLED THROUGH 1 HOLE, 1-1/2" (38mm) MIN. DIA. (OPTIONAL 3-HOLE ESCUTCHEON 141002 AVAILABLE)



**CRITICAL DIMENSIONS**  
(DO NOT SCALE)

**Garantía y Repuestos en todo el Ecuador : 1800 848 828**

Buy it for looks. Buy it for life.®

### FAUCET DESCRIPTION

- Reflex™ pulldown system offers smooth operation, easy movement and secure docking
- Power Clean™ spray technology
- Metal construction with various finishes identified by suffix
- Quick connect installation
- Pulldown spray with 68" braided hose
- Flexible supply lines with 3/8" compression fittings
- High arc spout provides height and reach to fill or clean large pots while pulldown wand provides the maneuverability for cleaning or rinsing
- 360° rotating spout provides ability to install handle on either side
- Faucet designed for handle to be mounted on right side

### OPERATION

- Lever style handle
- Temperature controlled by 100° arc of handle travel
- Operates with less than 5 lbs. of force
- Operates in stream or spray mode in the pullout or retracted position

### FLOW

- Flow is limited to 1.5 gpm (5.7 L/min) max at 60 psi

### CARTRIDGE

- 1255™ Duralast™ cartridge

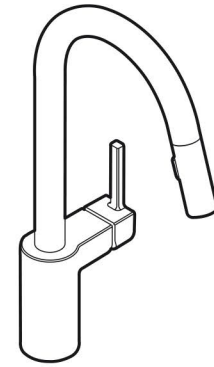
### STANDARDS

- Third party certified to IAPMO Green, ASME A112.18.1/CSA B125.1 and all applicable requirements therein including NSF 61/9G & 372
- Meets CalGreen and Georgia SB370 requirements
- Complies with California Proposition 65 and with the Federal Safe Drinking Water Act
- The backflow protection system in the device consists of two independently operating check valves, a primary and a secondary which prevent backflow

- **ADA** for lever handle

### WARRANTY

- Lifetime limited warranty against leaks, drips and finish defects to the original homeowner
  - 10 year limited warranty when used in a multifamily installation
  - 5 year limited warranty when used in a commercial installation
- Visit [www.moen.com/support](http://www.moen.com/support) for complete details and limitations



**ALIGN™**  
**Single Handle High Arc**  
**Pulldown Kitchen Faucet**

**Models:** 7565 series

**NOTE:** THIS FAUCET IS DESIGNED TO BE INSTALLED THROUGH 1 HOLE, 1-1/2" (38mm) MIN. DIA. (OPTIONAL 3-HOLE ESCUTCHEON 141002 AVAILABLE)

